



AQUIND Limited

AQUIND INTERCONNECTOR

Compulsory Aquisition Hearing 1 – Appendix 1
- Exhibit 11 Diagram of typical areas required
to construct joint bays

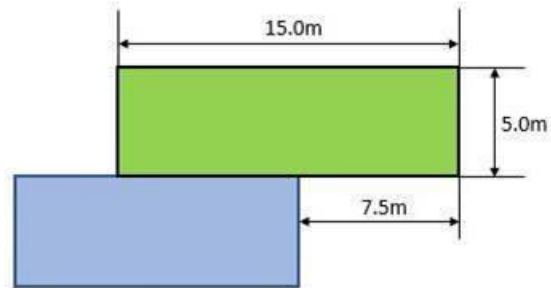
The Planning Act 2008



Infrastructure Planning (Examination Procedure) Rules 2010, Rule 8(c)

Document Ref: 7.9.18.11

PINS Ref.: EN020022

Typical JB laydown / delivery area (to accommodate the cable drum delivery vehicle)



-  Delivery Area: Temporary Landtake for construction
-  Winch/Drum Location (Not part of delivery area, included to show relative position)

Example of single JB area during construction including laydown area on the side of the road

